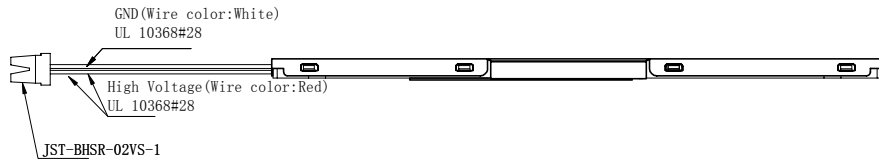
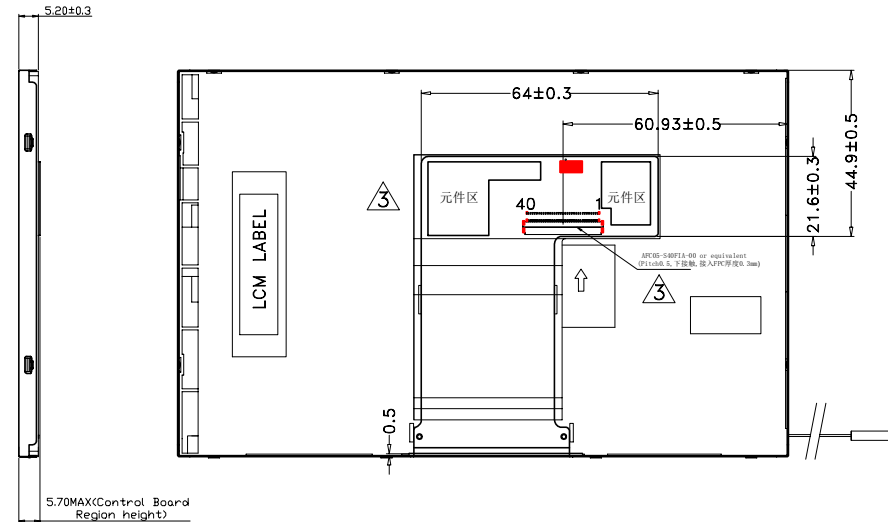
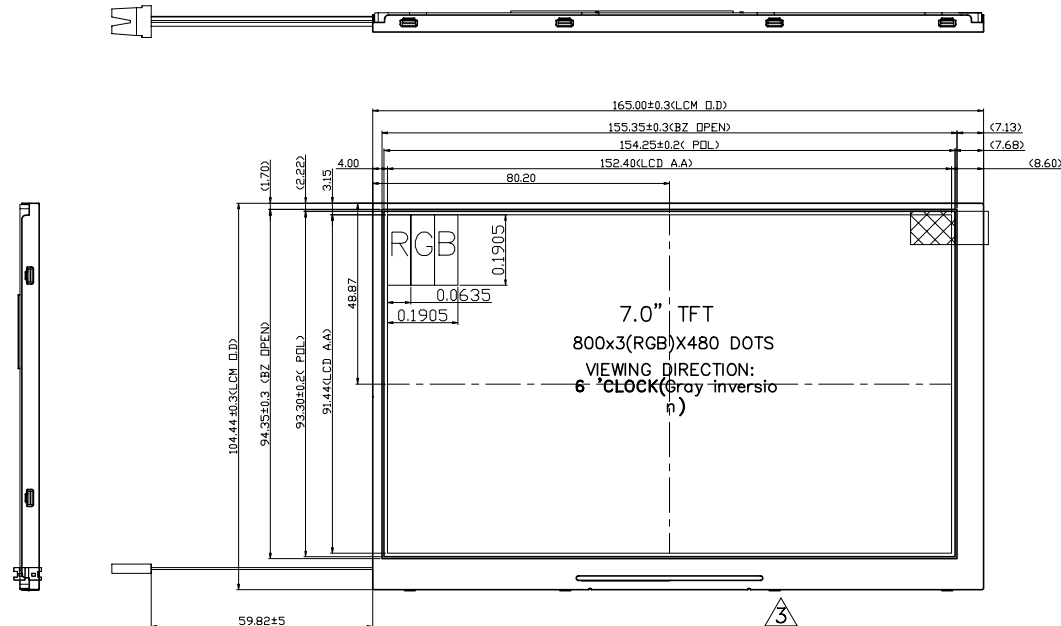


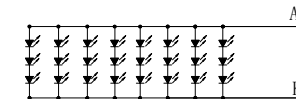


REV.	DESCRIPTION	REVISER	DATE
V0	NEW		20210904
V1	Modify the FPC interface and demension		202101025
V2	Modify the FPC interface and Connector		202101109
V3	增加背光驱动芯片, 优化背光驱动电路和接口, 增加背光驱动芯片, 增加背光驱动芯片, 增加背光驱动芯片	Tom	20220608

Outline Drawing



Pin No.	Symbol
1	GND
2	GND
3	NC
4	VCC
5	VCC
6	VCC
7	VCC
8	NC
9	DE
10	GND
11	GND
12	GND
13	B5
14	B4
15	B3
16	GND
17	B2
18	B1
19	B0
20	GND
21	G5
22	G4
23	G3
24	GND
25	G2
26	G1
27	G0
28	GND
29	R5
30	R4
31	R3
32	GND
33	R2
34	R1
35	R0
36	GND
37	GND
38	DCLK
39	GND
40	GND



V=9.6V (TYP), I=160MA

Brightness: 450CD/M2 (MIN), 500CD/M2 (TYP)

NOTES:

1. DISPLAY TYPE: 7.0" TFT, TRANSMISSIVE, Normally White
2. VIEWING DIRECTION: 6 o'clock (Gray inversion)
3. Connector specification: AFC05-S40FIA-00 or equivalent
4. OPERATING TEMP: -20°C ~ +70°C
5. STORAGE TEMP: -30°C ~ +80°C
6. UNMARKER TOLERANCE: ±0.30
7. REQUIREMENTS ON ENVIRONMENTAL PROTECTION: RoHS

Kingtech Group Co., Ltd.

Unspecified Tolerance:	±0.20	UNITS: mm	DATE:	MODEL NUMBER :		SHEET:	1 Of 1
DESIGN BY:				PV07042Y0140T		DRAWING DESCRITUON:	LCM
CHECKED BY:							
APPROVED BY:							