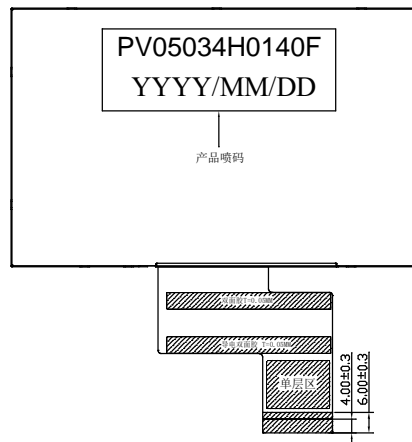
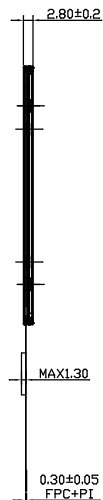
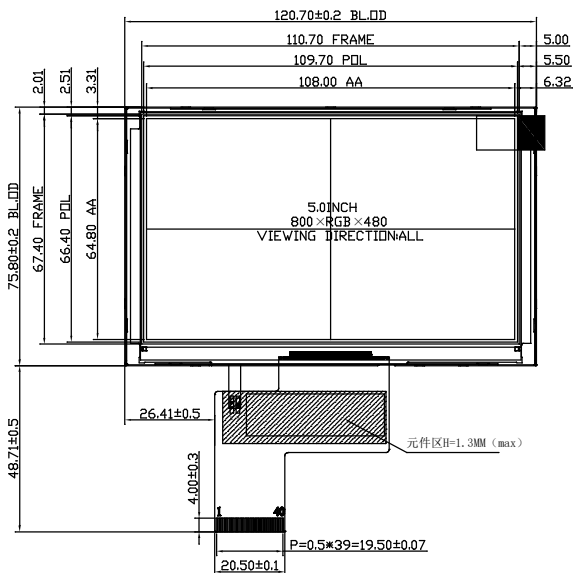


8	7	6	3	2	1
已确认此版本的所有图纸			REV	DESCRIPTION	DATE
客户签名:		日期:	1.0	首次设计;	2023-06-20

正视图

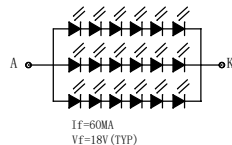
侧视图

背视图



LCD PIN ASSIGNMENT

PIN No.	SYMBOL
1	LEDK
2	LEDA
3	GND
4	VDD
5	R0
6	R1
7	R2
8	R3
9	R4
10	R5
11	R6
12	R7
13	G0
14	G1
15	G2
16	G3
17	G4
18	G5
19	G6
20	G7
21	B0
22	B1
23	B2
24	B3
25	B4
26	B5
27	B6
28	B7
29	GND
30	DCLK
31	DISP
32	HSYNC
33	VSYNC
34	DE
35	RESE
36	GND
37	SCL(NC)
38	SDA(NC)
39	CS(NC)
40	OTP(NC)



Notes:

1. Display Mode: 16. 7M TFT/Normally Black
2. Viewing Angle: ALL
3. LCD Driver IC: ST7265
4. Operating Temp: -20° C ~ +70° C
5. Storage Temp: -30° C ~ +80° C
6. *:Critical Dimension, ():Reference Dimension
7. Undefined Tolerance: ±0.2
8. Surface Luminance: TBD CD/M² (TYP)
9. Requirements on Environmental Protection: ROHS



KIINGTECH	TITLE:	ASSEMBLY	DO NOT SCALE THIS DRAWING, GENERAL TOLERANCE: ±0.2		
	PART NO.:	PV05034H0140F			
	DRAWN BY:		DATE:		DEFLECTION: OF
	CHECKED BY:		DATE:		SCALE: N.T.S UNIT: mm
APPROVED BY:		DATE:			

8	7	6	5	4	3	2	1
---	---	---	---	---	---	---	---